


QC+

QUALITY CONTROL MACHINE DEDICATED TO RDF MARKET



High performances & upgrability

- ✦ FLOW detection
- ✦ CNS for multi sensor fusion

FLOW
DETECTION



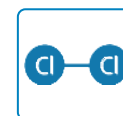
Central Nervous System



Key indicators



PVC content rate



Organic chlorine
content rate



Biogenic carbon
content rate
NEW



Heating value



Moisture content
rate

Report



Automatic



Customized



Data historization

**Service
PACK**

24/7 Customer Service

- A turnkey offer, including wear parts
- Local & personalised support
- Connected machines: Smart&Share

Low maintenance costs

- Low wear parts replacement rate
- Vortex Cooling System

Upgradability

- Future sensors available as upgrades
- New software available as upgrades

Materials

RDF stream from: Commercial & Industrial, Construction & Demolition, Municipal Solid Waste and sorting center refuse.

Easy, quick & safe maintenance



Configurations

Positioning

- ✦ On conveyor
- ✦ On gantry
- ✦ Even on an inclined plane (max 15°)


Widths (mm)

800-1200-2000-2800


Easy integration



Remote electrical cabinet (max 5m)




4 main applications



C&I



C&D



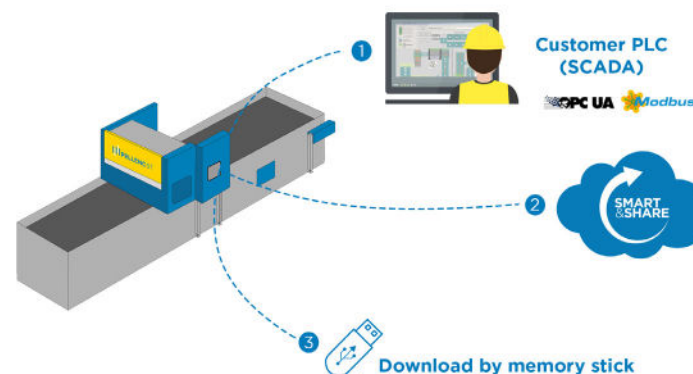
MSW



REFUSE

Available Data

- ✦ Communication Protocols : **Modbus & OPC UA ready**
- ✦ **Smart&Share** Connectivity
- ✦ Download by memory stick



Smart & Share

